



LMS: INvest

Navigation Guide

For the INvest Training Portal

Index of Sections

Each section below is hyperlinked within the document for easy navigation!

- [New User Registration](#)
- [Login and Review of Navigation Menu](#)
- [My Learning Dashboard](#)
- [Course Progress](#)
- [Continuing Education \(CE\) Credit through Indiana University](#)
- [References & Resources](#)



Section 1: New User Registration

Registration

LMS:INvest

Login **Register Here** LMS User Guide

Welcome to INvest!

Welcome to the Indiana Department of Health
Immunization Division Learning Management System!

Registration occurs the first time you login.

Directions:

Click 'Register Here'.

Register Based On Your Assigned Role



Login

Register Here

LMS User Guide

Locate your role below and click 'Register'

VFC PROVIDERS




This access is for healthcare providers who use the Vaccine Order Management System (VOMS) to track vaccines in the state of Indiana.

Examples: VFC Providers, COVID-19 providers, Hospitals, and clinics who use public vaccines.

Register

NON-VFC PROVIDERS



This access is for healthcare providers who are not participating in the VFC program.

Examples: Pharmacies, Non-VFC Providers, Specialty Practices, Nursing Homes, and Dental Offices.

Register

BASIC ACCESS



This access is for those who do not fall into the other two categories, but who want information on CHIRP, vaccines, and vaccine preventable diseases.

Examples: Students, School Nurses, and those who do not fall into either provider category.

Register

New Users:

Review each description and then Click 'Register' for your corresponding role.

Each role has specific online modules which are then assigned.

Register Based On Your Assigned Role



[Login](#) [Register Here](#) [LMS User Guide](#)

Locate your role below and click 'Register'

Non-VFC Providers

Account Information

First Name *

Last Name *

Email *

Password *

Confirm Password *

Indiana © 2022 All Rights Reserved.

Completion of each section is required.

Note:

The Password must be at minimum 8 characters, with upper- and lower-case letters, a number, and special character.

Registration Confirmation

test test
Your Points: [Profile Icon]

You are now subscribed to Your module will be listed here [Print receipt](#)

Signup date 07/20/2022

Indiana © 2022 All Rights Reserved.

Navigation Menu:
Home
My Learning Dashboard
Courses
References & Resources

Your module name will appear as confirmation on this page.

Click 'Home' on the left side menu to view the Welcome page.

When you register, you are automatically logged in.

******The next section will address how to login after you have registered, and then review the Navigation Menu.



Section 2: Login and Review of the Navigation Menu

Login to your LMS

[Link to the Indiana LMS: INvest](#)

Indiana State Department of Health Training Portal

Welcome to INvest

Please login below

Username or Email

Password

Submit

Reset Password

1

Enter your
username
and
password.

The Navigation Menu



The Navigation Menu provides quick links to the individual LMS sections.

The Home Screen provides useful resources as well as a contact to the help desk with the immunization Program.

Each icon listed is also hyperlinked to provide additional reference.



Section 3: My Learning Dashboard

My Learning Dashboard – Available Courses

The screenshot displays the 'My Learning Dashboard' interface. At the top, a navigation bar includes a menu icon, the 'LMS Next' logo, notification and email icons, and the user's name 'Shalimar' with a 'Your Points:' indicator. A sidebar on the left contains navigation options: 'Home', 'My Learning Dashboard' (highlighted with a white border), 'Courses', and 'References & Resources'. The main content area features a large banner with the text 'Welcome back, Shalimar'. Below the banner are three sections: 'Badges', 'Certificates', and 'Your Points:'. The 'Your Points:' section shows a leaderboard with five users and their scores: 266300pts, 66100pts, 63100pts, 62600pts, and 60600pts. The 'Checklists' section on the left has filters for 'All', 'Due Soon', 'Courses', 'Awards', 'Events', 'Videos', and 'Other'. The 'Course Progress' section on the right lists two courses: 'Vaccine Administration' and 'Talking with Parents about Immunizations'. Both courses show a progress bar at 0%. The 'Assigned' status for the first course and the 'Recommended' status for the second course are highlighted with red and green boxes, respectively, and green arrows point to these boxes from the left.

After first logging into the system, you will see courses 'Assigned', 'Recommended', and other courses that are available.

As each lesson within the course is completed, you will see a progress bar mark your achievements.

My Learning Dashboard – Types of Recognition

The screenshot displays the 'My Learning Dashboard' interface. At the top, there is a navigation bar with a hamburger menu, the LMS logo, notification icons, and the user's name 'Shalimar' with a profile picture and 'Your Points' indicator. A sidebar on the left contains navigation options: Home, My Learning Dashboard (highlighted with a white box), Courses, and References & Resources. The main content area features a large banner with the text 'Welcome back, Shalimar'. Below the banner, three numbered callouts (1, 2, and 3) point to specific features: 1. A 'Badges' section with a plus icon. 2. A 'Certificates' section with a plus icon. 3. A 'Leaderboard' section showing a 'Your Points' dropdown and a list of five users with their point totals: 1st (266300pts), 2nd (66100pts), 3rd (63100pts), 4th (62600pts), and 5th (60600pts). Below these sections, there are two panels: 'Checklists' with filters for 'All', 'Due Soon', 'Courses', 'Awards', 'Events', 'Videos', and 'Other'; and 'Course Progress' showing two courses: 'Vaccine Administration' (Assigned, Progress: 0%) and 'Talking with Parents about Immunizations' (Recommended, Progress: 0%).

The Learning Dashboard will also display:

1. Badges for various milestones

2. Certificates of Achievement

And

3. Leaderboard Activities

My Learning Dashboard – Documented Achievements

The screenshot displays the 'My Learning Dashboard' interface. At the top, a navigation bar includes a hamburger menu, the LMS Invest logo, notification icons, and a user profile for 'andrew demo' with 'Your Points: 13500'. Below this is a large banner with the text 'Welcome back, andrew'. A central horizontal bar highlights three achievement categories: 'Badges' (with five trophy icons), 'Certificates' (with five certificate icons), and 'Leaderboard' (with five user avatars and their point totals: 287600pts, 69600pts, 66600pts, 66600pts, and 64100pts). A green arrow points from the 'Certificates' section down to the 'Checklists' section. The 'Checklists' section is titled 'Checklist CME Credit For Immunizations from A to Z' and lists 'Modules 1 & 2' and 'Module 3 - Part 1 & 2'. The 'Course Progress' section shows 'VFC Provider Annual Training 2022 - Indiana' (Assigned, Progress: 0%) and 'School Nurse Module (LA)' (Started: 06/27/22, Progress: 33%).

As you progress through your training, you will earn accumulate points, badges, and certificates documenting your achievements!

The leaderboard shows how your point total compares to other users of the INvest LMS.

My Learning Dashboard – Documented Achievements

Your hard work might even earn more badges or certificates than room to show on the dashboard.

Click the '+' sign next to badges, certificates, or the leaderboard to see all your achievements.

The screenshot displays a learning dashboard interface. On the left is a dark sidebar with navigation options: Home, My Learning Dashboard (highlighted with a white box), Courses, and References & Resources. The main content area features a 'Welcome back, andrew' message. Below this are three sections: 'Badges' with a row of six trophy icons and a '+' icon in a white box; 'Certificates' with a row of five certificate icons and a '+' icon; and 'Leaderboard' showing a list of users with their points. A green arrow originates from the '+' icon in the Badges section and points to a larger, expanded 'Badges' panel on the right side of the dashboard. This panel shows a grid of various trophy icons and a circular icon with a gift and plus signs. At the top right of the dashboard, the user's name 'andrew demo' and 'Your Points: 14000' are visible.

My Learning Dashboard - Examples of Certificates and Badges



Highest Quiz Score

These are examples of a certificate and badge that can be issued. Some certificates have an expiration if training needs to be annually renewed.

Badges can be awarded for various milestones.



Section 4:
Courses and Course
Progress

Courses

The list of available courses can be seen on this page.

Progress also appears for the course as well as if it's 'Assigned' or 'Recommended'.

Choose Your Lesson within the Course

Principles of Vaccinations

Immunizations from A to Z

Search Lessons...

- Principles of Vaccinations P1: Section 1
- Principles of Vaccinations P1: Section 2
- Principles of Vaccinations P1: Section 3
- Principles of Vaccinations P1: Section 4

Progress: 50 %

Click on each lesson within the course and explore the material through interactive content, videos, and slide decks.

Complete the quiz for the lesson (if applicable)

The screenshot shows the LMS:INvest interface. At the top, there is a navigation bar with a hamburger menu, the LMS:INvest logo, notification, email, and user icons. The user's name, Andrew Sellner, and points, 265800, are displayed. A sidebar on the left contains navigation options: Home, My Learning Dashboard, Courses (highlighted), and References & Resources. The main content area features a quiz question with a 'Required' status. The question asks to drag words into boxes. The words to be dragged are 'inactivated', 'natural infection', 'do not', and 'live attenuated vaccines'. The question text includes three empty boxes for answers. A 'Check' button is at the bottom left of the question area, and a circled '1' is next to it. On the right, there is a 'Up Next...' section with the LMS:INvest logo and the title 'Principles of Vaccinations P1: Quiz'. Navigation arrows and a 'Lesson Started' indicator are also present.

Andrew Sellner
Your Points: 265800

Required Incomplete

Drag the words into the correct boxes

Varicella, MMR, MMRV, LAIV and Rotavirus are examples of .

The immune response to a live attenuated vaccine is virtually identical to that produced by a .

Inactivated vaccines cause disease, even in an immunodeficient person.

DTap, Hep A, Hep B, and Tdap are examples of vaccines.

inactivated
natural infection
do not
live attenuated vaccines

Check

1

Up Next...

LMS:INvest

Principles of Vaccinations P1:
Quiz

← | →

Lesson Started

1. Answer the appropriate quiz question and click 'Check'.

Navigation Between Lessons within the Course

The screenshot displays a Learning Management System (LMS) interface. On the left is a dark sidebar with navigation options: Home, My Learning Dashboard, Courses (highlighted with a white box and a circled 'A'), and References & Resources. The main content area shows the course title 'Principles of Vaccinations P1: Section 2' and a progress bar at 33%. Below this, there are two content cards. The first card, titled 'The Pink Book', lists topics like vaccine preventable diseases and safety, and includes a link to the bookstore. The second card, titled 'Up Next...', features a graphic of a book with a syringe and the text 'LMS: INvest'. Below this card, a green box highlights a navigation bar with left and right arrows, with a circled 'B' pointing to it. The top right of the interface shows the user's name 'Shalimar' and 'Your Points: 17600'.

Once the lesson has been completed you can navigate to the next lesson by:

A) Clicking 'Course' on the top left,

Or

B) Clicking the arrows to the right of the content.

Course Progress

The screenshot displays a user interface for course progress. At the top right, the user's name 'Shalimar' and 'Your Points: 11100' are shown. A search bar labeled 'Search Lessons...' is positioned above a list of lessons. The lessons list includes:

- General Recommendations for Immunizations - Section 1
- General Recommendations for Immunizations - Section 2
- General Recommendations for Immunizations - Section 3
- General Recommendations for Immunizations: Quiz
- Final Step - Module 2

On the right side, a donut chart shows a progress percentage of 60%. Below the chart, a list of lessons with their completion status is provided:

- ✓ General Recommendations for Immunizations - Section 1
- ✓ General Recommendations for Immunizations - Section 2
- ⊙ General Recommendations for Immunizations - Section 3
- ✓ General Recommendations for Immunizations: Quiz
Score: 100% (6 / 6) 1 attempt
- ⊙ Final Step - Module 2

You will be able to see your progress percentage on the right-hand side of the lessons.

Course Progress Notification

The screenshot shows a user interface for a course. On the left is a dark sidebar with navigation options: Home, My Learning Dashboard, Courses (highlighted with a white border), and References & Resources. The main content area has a search bar labeled "Search Lessons...". Below it is a list of course sections, each with an LMS:INvest icon and a title: "General Recommendations for Immunizations - Section 1", "General Recommendations for Immunizations - Section 2", "General Recommendations for Immunizations - Section 3", "General Recommendations for Immunizations: Quiz", and "Final Step - Module 2". On the right side, there is a circular progress indicator showing 60% completion. Below the progress indicator is a list of items with status icons: a green checkmark for completed items and a grey clock for incomplete items. The items are: "General Recommendations for Immunizations - Section 1" (checked), "General Recommendations for Immunizations - Section 2" (checked), "General Recommendations for Immunizations - Section 3" (clock), "General Recommendations for Immunizations: Quiz" (checked, with subtext "Score:100% (6 / 6) 1 attempt"), and "Final Step - Module 2" (clock). Two green arrows point from the progress indicator area to the list of items.

Shalimar
Your Points: 11100

Search Lessons...

- General Recommendations for Immunizations - Section 1
- General Recommendations for Immunizations - Section 2
- General Recommendations for Immunizations - Section 3
- General Recommendations for Immunizations: Quiz
- Final Step - Module 2

60 %

- ✓ General Recommendations for Immunizations - Section 1
- ✓ General Recommendations for Immunizations - Section 2
- 🕒 General Recommendations for Immunizations - Section 3
- ✓ General Recommendations for Immunizations: Quiz
Score:100% (6 / 6) 1 attempt
- 🕒 Final Step - Module 2

You will also see green check marks that indicate which sections are completed.

The grey clocks indicate a section that is incomplete.

Courses: Lesson and Quiz Completion

The screenshot displays the LMS interface for a course titled "Vaccines for Children". The user is identified as "andrew demo" with "Your Points: 13500". The course title "Vaccines for Children" is prominently displayed. The main content area contains a quiz question: "I reviewed the module/video under 'Lesson Links' (link on the right hand side of the page). If any associated tasks were present, they were also completed." The question is marked as "Required" and "Incomplete". Below the question are two radio button options: "True" and "False", and a "Check" button. To the right of the question is an "Up Next..." section with the LMS:INvest logo and the title "Vaccine Storage & Handling". Below this section are icons for a lock and a right arrow, and a "Lesson Started" indicator. At the bottom right, there is a "Lesson Links" section, which is highlighted with a green box. It contains the text "Vaccines for Children" and "Module".

Many courses include external content linked from the LMS. Although this content might have a test as well, a quiz question or survey will appear next to the external link and under the lesson instructions.

Courses: Lesson and Quiz completion Continued

The screenshot displays a user interface for a course titled "Survey VFC Provider Annual Training 2022 (Indiana)". The user's name is "Shalimar" and their points are "Your Points: 20600". The course progress bar shows "0%". A sidebar on the left contains navigation options: Home, My Learning Dashboard, Courses (highlighted), and References & Resources. The main content area includes a survey instruction: "In the survey below, rate your knowledge and confidence on the following sections after completing the interactive modules and quizzes:". Below this is a "Satisfaction Survey - 2022 VFC Provider Annual Training (IN)" section, which is marked as "Required" and "Incomplete". The survey options are: Very Confident, Somewhat Confident, Neutral, Slightly Confident, and Not Confident At All. A "Submit" button is at the bottom. A green arrow points to the "Slightly Confident" option. On the right, a "Up Next..." section shows a "Mark Completed" button with a checkmark, enclosed in a green box.

If a quiz question or survey appears below the lesson instructions, it must be completed to get credit for the lesson or course.

Courses: Lesson and Quiz Completion Continued

The screenshot displays a user interface for a course titled "Survey VFC Provider Annual Training 2022 (Indiana)". The user's name is "Shalimar" and they have "Your Points: 20600". The course progress bar shows "0%".

Below the course title, there is a large text box with a blue background and a yellow speech bubble icon containing five stars. The text reads: "In the survey below, rate your knowledge and confidence on the following sections after completing the interactive modules and quizzes:". To the right of this text box, there is a "Up Next..." section with a "Mark Completed" button (checked) and a "Lesson Started" button (unchecked). A green arrow points from the "Mark Completed" button to the text box.

Below the text box, there is a "Satisfaction Survey - 2022 VFC Provider Annual Training (IN)" section. It has a "Required" status (marked with a red asterisk) and an "Incomplete" status (marked with a grey checkmark). A green arrow points from the "Mark Completed" button to the "Required" status.

The survey section includes a "VFC Overview" with five radio button options: "Very Confident", "Somewhat Confident", "Neutral", "Slightly Confident", and "Not Confident At All". A "Submit" button is located at the bottom of the survey section.

Selecting the 'Mark Completed' button will only be effective if all the applicable activities on the page are finished.

Courses: Survey Completion

The screenshot shows the LMS interface for a course. At the top, the user's name 'Shalimar' and 'Your Points: 14100' are visible. A progress bar indicates 'Course 17%'. The current step is 'Final Step - Module 1'. The main content area features a survey titled 'Principles of Vaccinations Survey' with the instruction: 'Please answer the questions below to get LMS credit for the course!'. Below the text is a banner image showing healthcare workers vaccinating people. To the right, a 'Up Next...' panel shows a 'Mark Completed' button and a 'Lesson Completed' status.

After the survey has been completed, you will see a confirmation window.

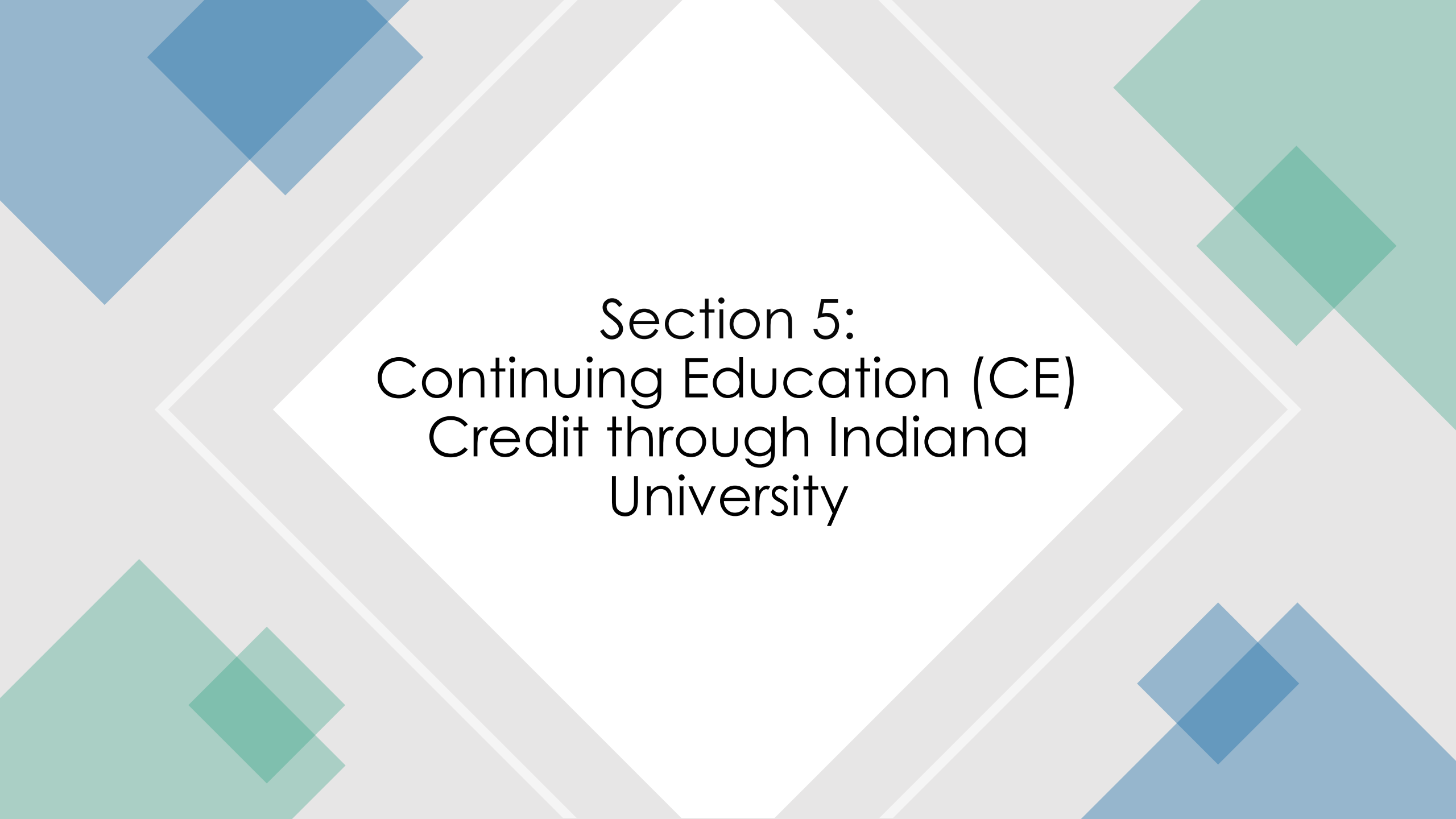
This screenshot shows the confirmation window after survey completion. It features a chalkboard with the handwritten text 'Thank you for your feedback'. A green arrow points from the text box in the previous image to the chalkboard. Below the chalkboard, there is a calculator, a pen, and paper clips. A 'Mark Completed' button is visible in the 'Up Next...' panel on the right. At the bottom, a text prompt says: 'Please click the box on the right that says **Mark Completed**'.

Courses: Confirmation the Module has been Completed

The screenshot displays an LMS interface. At the top, a green progress bar is labeled 'Course' and '100%'. Below it, the text 'Final Step - Module 2' is shown. A 'General Recommendations Survey' is highlighted with a green 'Completed' status. A 'Lesson Completed' notification is visible on the right. A navigation sidebar on the left includes 'Home', 'My Learning Dashboard', 'Courses', and 'References & Resources'. The user's name 'Shalimar' and 'Your Points: 14100' are shown in the top right corner. Three green circles with numbers 1, 2, and 3 are overlaid on the progress bar, the 'Completed' status, and the 'Lesson Completed' notification, respectively.

There are three sections which will help you verify all lessons and the course have been finished.

1. The large progress bar at the top will indicate 100% completion.
2. The lesson complete icon in green.
3. The lock showing that you have reached the end of the course.



Section 5:
Continuing Education (CE)
Credit through Indiana
University

Indiana University-Continuing Education (CE) Credit

Congratulations!



1

Please click here to be taken to the external website Indiana University to complete the evaluation and claim your CME credit.

Return to your Course

2

Close

There are two steps that need to be followed in order to both get credit for the LMS course AND get Continuing Education (CE) credit through Indiana University.

1. To submit your request for Continuing Education credit, follow the link below the graphic to register, and then login, to the Indiana University website.

2. To simply get credit for the course in the LMS, click 'Return to your Course' or 'Close' and complete the survey on the next lesson.

Indiana University-Main Screen



INDIANA UNIVERSITY
SCHOOL OF MEDICINE

[<< Return to Main Site](#)

[Sign In](#)

[Live Activities](#)

[Scheduled Series](#)

[Online Activities](#)

[Learning From Teaching](#)

[Help](#)



A to Z Immunization Course - Module 1 and 2: Principles of Vaccination and General Immunization Recommendations

[Overview](#)

[Tests](#)

Date & Location

Thursday, June 30, 2022, 12:00 AM - Friday, June 30, 2023, 12:00 AM

Target Audience

Specialties - Adolescent Medicine, Allergy and Immunology, Cardiovascular Disease, Critical Care Medicine, Dental, Developmental-Behavioral Pediatrics, Emergency Medicine, Family Medicine, Geriatric Medicine, Hematology and Oncology, Hospitalist, Infectious Disease, Internal Medicine, Internal Medicine-Pediatrics, Neonatal-Perinatal Medicine, Nursing, Obstetrics and Gynecology, Oncology, Pediatric

This is an example of the Indiana University page which will open in a new window after clicking the link in the INvest LMS to obtain Continuing Education credit.

To begin the process, click 'Sign In.'

Indiana University-Main Screen



INDIANA UNIVERSITY
SCHOOL OF MEDICINE

<< Return to Main Site

Sign In Live Activities Scheduled Series Online Activities Learning From Teaching Help



Enter your email and password to login:

Email

Login >

1

New to CloudCME? Create an Account:

Create New Account >

2

Forgot Your Password?


Please login with the email address you used to register with earlier. If you already have an account and create a new one, your credits will not appear combined on one transcript. If you cannot remember your password, please use the password recovery to retrieve it.


System does not require a IU CAS login.

Directions:

1. Sign in with your existing account or
2. Click on create new account.

Indiana University- Account Creation

 **INDIANA UNIVERSITY**
SCHOOL OF MEDICINE

[Sign In](#) [Live Activities](#) [Scheduled Series](#) [Online Activities](#) [Learning From Teaching](#) [Help](#) 


[<< Return to Main Site](#)

Create an Account: (All fields are required)

Email

First Name Last Name

Password Confirm Password

 Password Requirements

Select Degree: Select Profession:

Note:

If you need to create account, make sure you complete all designated fields.

Click on 'Create Account'.


Indiana University- Continuing Education (CE) Information



A to Z Immunization Course Module 1 and 2: Principles of Vaccination and General Immunization Recommendations

Overview

Tests



Date & Location

Thursday, June 30, 2022, 12:00 AM - Friday, June 30, 2023, 12:00 AM

Target Audience

Specialties - Adolescent Medicine, Allergy and Immunology, Cardiovascular Disease, Critical Care Medicine, Dental, Developmental-Behavioral Pediatrics, Emergency Medicine, Family Medicine, Geriatric Medicine, Hematology and Oncology, Hospitalist, Infectious Disease, Internal Medicine, Internal Medicine-Pediatrics, Neonatal-Perinatal Medicine, Nursing, Obstetrics and Gynecology, Oncology, Pediatric Emergency Medicine, Pediatric Infectious Diseases, Pediatrics, Pharmacy, Preventive Medicine, Public Health, Pulmonary Disease, Surgery General

Overview

This 8 module course will present the following topics: Principles of Vaccination, Vaccine Recommendations, Vaccine Preventable Diseases, Storage and Handling, Timing and Contraindications, Vaccine Administration, Communicating with patients about Vaccines

Launch Date: 6/30/2022

Expiration Date: 6/30/2023

Once logged into your account, click on the 'Tests' button.

Indiana University- Continuing Education (CE) Information



A to Z Immunization Course Module 1 and 2: Principles of Vaccination and General Immunization Recommendations

Overview

Tests

A to Z Immunization Course Module 1 and 2: Principles of Vaccination and General Immunization Recommendations

 LAUNCH WEBSITE

 POST-TEST

[Disclosure Form](#)

[Application Form](#)

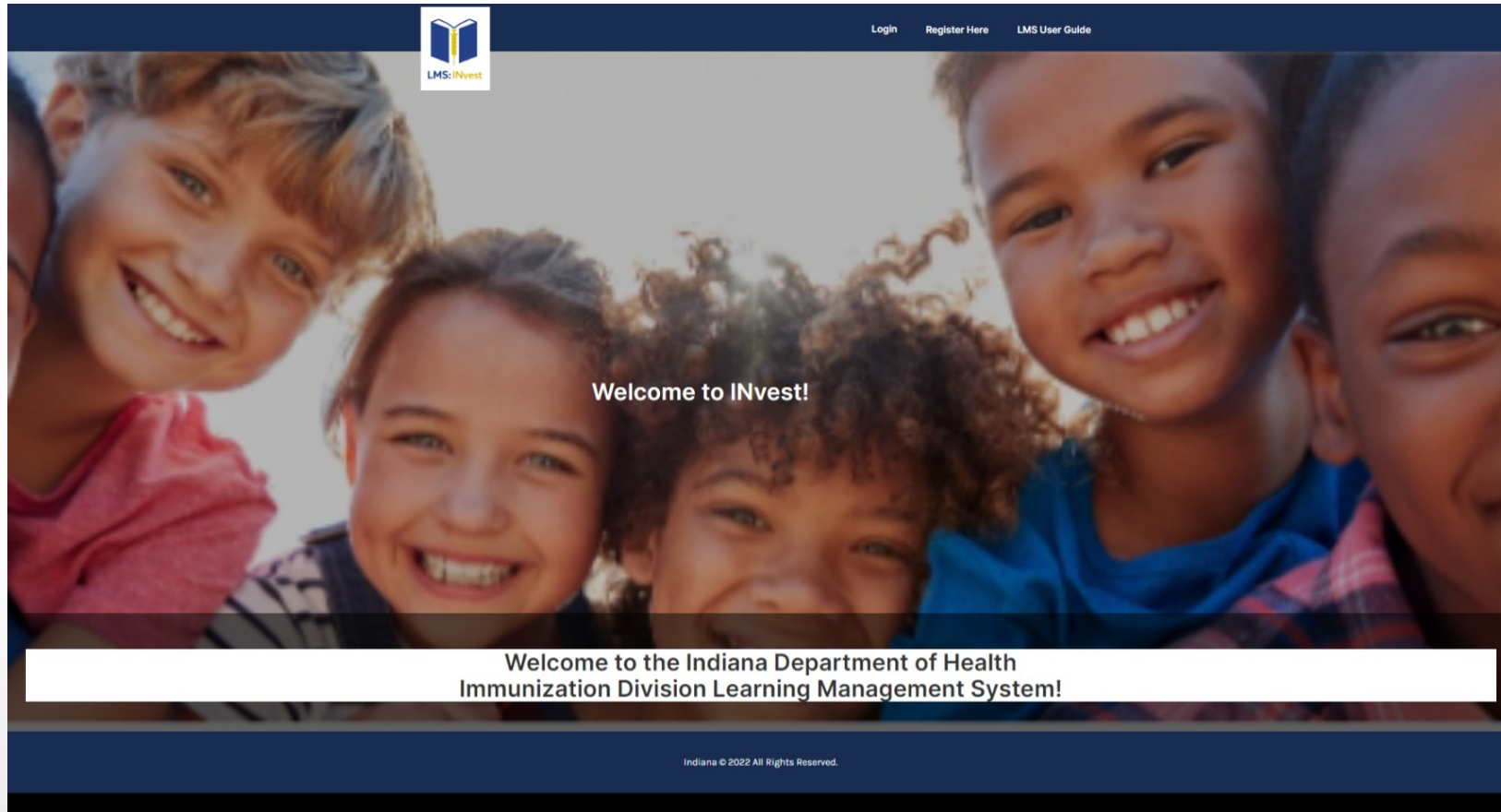
CONTACT

410 W 10th Street, Indianapolis, IN 46202
317-274-0104 | 1-888-615-8013
medicine.iu.edu/education/cme
cme@iu.edu

Copyright © 2018 The Trustees of Indiana University
[Copyright Complaints](#) | [Privacy Notice](#)

After clicking on tests, click the 'Launch Website' button for the INvest module.

Indiana University- Continuing Education (CE) Information



After clicking on 'Launch Website', you will be directed to the INvest module for LMS completion.

Launching this page is only necessary to change the login window on the Indiana University website. Close this new pop-up window, you will be taken back to the Indiana page.

Indiana University- Continuing Education (CE) Information

INDIANA UNIVERSITY
SCHOOL OF MEDICINE

<< Return to Main Site

Sign Out Live Activities Scheduled Series Online Activities Learning From Teaching Help **My CME** 🔍

A to Z Immunization Course Module 1 and 2: Principles of Vaccination and General Immunization Recommendations

Overview Tests

A to Z Immunization Course Module 1 and 2: Principles of Vaccination and General Immunization Recommendations

🔗 LAUNCH WEBSITE 📄 POST-TEST

Disclosure Form

Application Form

CONTACT
410 W 10th Street, Indianapolis, IN 46202
317-274-0104 | 1-888-615-8013
medicine.iu.edu/education/cme
cme@iu.edu

Copyright © 2018 The Trustees of Indiana University
[Copyright Complaints](#) | [Privacy Notice](#)

After closing the pop-up window, refer back to the Indiana University page, and click on 'Post-Test'.

Indiana University- Continuing Education (CE) Information

INDIANA SCHOOL OF MEDICINE

A to Z Immunization Course Module 1 and 2: Principles of Vaccination and General Immunization Recommendations

1/1 : Question 1

Show Results

I attest to completing this activity:

Yes

No

Check Answer

Correct

3

1

2

3

post1591 Click to take the test and receive credits.

Directions:

1. Click on the 'Yes' radio button.
2. Click on the 'Check Answer' button.
3. Click on 'Show Results'.

Indiana University- Continuing Education (CE) Information

Total Questions	1
Number Correct	1
Score	100%

You have completed this test successfully. To receive credit and obtain a certificate, click the Complete Evaluation button below.

[Complete Evaluation](#)

post1591 Click to take the test and receive credits.

After clicking on show results.

Click on 'Complete Evaluation'.

Indiana University- Continuing Education (CE) Information

Evaluations and Certificates

After receiving credit, certificates will be displayed in this area for 1-3 months. Please print or save any certificates before this time period ends. (Note: All credits will be recorded on transcripts, available for download 24/7 in the "Transcripts" area of the portal - credits earned do not disappear from transcripts.)

Claiming MOC: If MOC points were available for an activity you should have received detailed instructions onsite or via email on how to claim the MOC points. If no, MOC is available then the "Claim Moc?" column will be blank.

Evaluation for A to Z Immunization Course Module 1 and 2: Principles of Vaccination and General Immunization Recommendations

Please complete the following questions and then submit after reviewing your responses. All questions are required. Once you have completed this evaluation you will be able to print your CME certificate.

Please share an example of a challenging case you have experienced in your educational/professional/healthcare team that relates to this educational activity: *

Please rate the length of the educational activity:

Appropriate
 Too long
 Too short

Additional comments and/or suggestions for improvement:

If the Submit button below (computer) or above (tablet/mobile) is dimmed, you have not fully completed all of the required fields. Please review the form for any required fields (with an asterisk) that you may have missed.

74504

[Disclosure Form](#)
[Application Form](#)

CONTACT
410 W 10th Street, Indianapolis, IN 46202
317-274-0104 | 1-888-615-8013
medicine.iu.edu/education/cme
cme@iu.edu

This page has two sections. The bottom section has additional information that we will cover on the next slide*

Indiana University- Continuing Education (CE) Information

Please share an example of a challenging case you have experienced in your educational/professional/healthcare team that relates to this educational activity: *

Please rate the length of the educational activity:


- Appropriate
 Too long
 Too short

Additional comments and/or suggestions for improvement:

If the Submit button below (computer) or above (tablet/mobile) is dimmed, you have not fully completed all of the required fields. Please review the form for any required fields (with an asterisk) that you may have missed.

74504

Submit



Scroll down to the bottom to answer all questions and 'Click Submit'.

[Disclosure Form](#)

[Application Form](#)

CONTACT

410 W 10th Street, Indianapolis, IN 46202
317-274-0104 | 1-888-615-8013
medicine.iu.edu/education/cme
cme@iu.edu

Indiana University- Continuing Education (CE) Certificate



Evaluations and Certificates

After receiving credit, certificates will be displayed in this area for 1-3 months. Please print or save any certificates before this time period ends. (Note: All credits will be recorded on transcripts, available for download 24/7 in the "Transcripts" area of the portal - credits earned do not disappear from transcripts.)

Claiming MOC: If MOC points were available for an activity you should have received detailed instructions onsite or via email on how to claim the MOC points. If no, MOC is available then the "Claim Moc?" column will be blank.

Start Date:  End Date: 

Credit Date	Course Title	Evaluations	Certificates	Claim MOC?
7/8/2022	A to Z Immunization Course Module 1 and 2: Principles of Vaccination and General Immunization Recommendations - AMA PRA Category 1 Credits™		<input type="button" value="DOWNLOAD CERTIFICATE"/>	

After clicking submit, press 'Download Certificate'.

Indiana University- Example Certificate



Your name here



In support of improving patient care, Indiana University School of Medicine is jointly accredited by the Accreditation Council for Continuing Medical Education (ACCME), the Accreditation Council for Pharmacy Education (ACPE), and the American Nurses Credentialing Center (ANCC), to provide continuing education for the healthcare team.

Indiana University School of Medicine certifies that **Shalimar Wilkerson** has participated in the Enduring Material titled **A to Z Immunization Course**. This activity was available on **June 30, 2022 - June 30, 2023**.

AMA PRA Category 1 Credits™ Awarded: 1.00

Date Credits Awarded: 7/8/2022 12:00:00 AM

Example CE Certificate

Handwritten signature of Michelle Howenstine.

Michelle Howenstine, MD
Senior Associate Dean
Continuing Medical Education
Indiana University School of Medicine

Handwritten signature of Bitu H. Zakeri.

Bitu H. Zakeri, PhD
Director
Continuing Medical Education
Indiana University School of Medicine

Financial Disclosures

No one with the ability to control content of this activity has a relevant financial relationship with an ineligible company.

Criteria for Successful Completion

Participants must attend the entire meeting and submit a completed evaluation via survey monkey after the event.

ONA Approval

Indiana Immunization Coalition (IIC) is approved as a provider of nursing continuing professional development by Colorado Nurses Association, an accredited approver by the American Nurses Credentialing Center's Commission on Accreditation.

Nurses to receive 4.5 CNE contact Hours and your CNE certificate, please complete the survey at the link below:

<https://www.surveymonkey.com/r/AtoZLiveCNE2022>

For questions about CNE or content, please email Lori@vaccinateindiana.org



Final Steps to Get Course Credit in the INvest LMS

Congratulations!



Please click here to be taken to the external website Indiana University to complete the evaluation and claim your CME credit.

[Return to your Course](#)

Close

Once you record your progress and obtain Continuing Education (CE) credit from Indiana University, one additional step is needed in order to receive full credit for the module in the INvest LMS.

Final Steps for Course Completion

Shalimar
Your Points: 14100

Course

General Recommendations for Immunizations: Quiz

Click 'Take the Quiz' on the right to get started

Up Next...

LMS:INvest

Final Step - Module 2

<| >|

After finishing the continuing education steps on Indiana University's website, click the right arrow to navigate to the LMS course survey.

Final Steps for Course Completion

The screenshot shows a user interface for a course titled "Survey VFC Provider Annual Training 2022 (Indiana)". The user's name is "Shalimar" and they have "Your Points: 20600". The course progress is shown as "0%".

Key elements and annotations:

- A green box highlights the "Mark Completed" button in the top right corner of the course content area.
- A green arrow points from the "Mark Completed" button towards the survey section.
- A large green box highlights the "Satisfaction Survey - 2022 VFC Provider Annual Training (IN)" section, which includes a "Submit" button.
- At the top right of the survey section, there are two buttons: "Required" (with a red asterisk) and "Incomplete" (with a checkmark).

For the 'Mark Completed" button to be applicable all activities on the page must be completed.

Final Step for Course Completion - Survey Recorded

The screenshot shows the LMS interface for a course. At the top, the user's name 'Shalimar' and 'Your Points: 14100' are visible. The course progress bar shows '17%'. The current step is 'Final Step - Module 1'. The main content area displays the title 'Principles of Vaccinations Survey' with a 'Required' status and a 'Completed' badge. Below the title, there is a blue banner with the text 'Please answer the questions below to get LMS credit for the course!' and a row of three images: a woman holding a baby, a doctor examining an elderly patient, and a doctor examining a child. To the right of the main content, there is a 'Up Next...' section with a 'Mark Completed' button and a 'Lesson Completed' indicator.

After completion of survey, you will see the confirmation window to the right.

The screenshot shows the LMS interface after the survey is completed. The main content area displays a large image of a chalkboard with the text 'Thank You For Your Feedback' written on it. Below the image, there is a blue arrow pointing to the right, and the text 'Please click the box on the right that says 'Mark Completed''. To the right of the main content, there is a 'Up Next...' section with a 'Mark Completed' button and a 'Lesson Completed' indicator.

Module Complete

The screenshot shows an LMS interface. At the top, there is a navigation bar with a course progress bar labeled 'Course' and '100%'. Below this, the text 'Final Step - Module 2' is visible. A sidebar on the left contains navigation options: Home, My Learning Dashboard, Courses, and References & Resources. The main content area features a 'General Recommendations Survey' with the instruction 'Please answer the questions below to get LMS credit for the course!'. Below the survey is a banner image showing healthcare workers and patients. To the right, there is a 'Up Next...' section with a 'Lesson Completed' icon and a lock icon.

Completed Screen:

You will notice 3 areas of completion.

1. The large progress bar at the top will indicate 100% completion.
2. The lesson complete icon in green.
3. The lock showing that you have reached the end of the course.

Regenerating the Continuing Education Certificate on Indiana University's Website

The screenshot shows the LMS dashboard for user 'andrew demo' with 13500 points. The 'Checklists' section is expanded to show 'Checklist CME Credit For Immunizations from A to Z'. A green box highlights the first module, 'Modules 1 & 2', and a right-pointing arrow next to it. A green circle with the number '1' is placed above the arrow, and another green circle with the number '2' is placed below the module name.

After fully completing the module, the Certificate for Continuing Education can be reprinted from the Indiana University (IU) website by clicking the arrow to the right under the checklist. You will need to again login to the IU website

Once the certificate has been reprinted, you can click the circle next to the module name to remove it from the checklist.



Section 6: References & Resources

The References & Resources Library

Shalimar
Your Points: 1000

All Media

Indiana Content | Media Type

It's Our Shot, Hoosiers - COVID-19 Resource
View

Documenting Vaccination in CHIRP
View

Searching a Patient in CHIRP
View

Decrementing in CHIRP
View

MyVaxIndiana Parent/Guardian Instruction Guide
View

General Fridge-Tag Instructional Video
Watch

Fridge-Tag Setup Video
Watch

How to Read Fridge-Tag
Watch

How to Use Fridge-Tag
Watch

How to Change Fridge-Tag Date, Time, and Celsius
Watch

VOMS 2.0 FAQ
View

Emergency Transport of Refrigerated Vaccines FAQ
View

This resource contains valuable documents, forms, guidelines, videos, and links to external websites to assist in daily tasks and support training efforts.

The References & Resources Library

The References & Resources section has three filters to help narrow your focus to only relevant information:

1. Categories divided by section ranging from forms to COVID-19 guidelines.
2. Filter by specific media types like videos or PDFs.
3. Search by resource title.

The screenshot displays the 'References & Resources' section of a learning management system. The interface includes a dark sidebar on the left with navigation options: Home, My Learning Dashboard, Courses, and References & Resources. The main content area is titled 'All Media' and features a search bar and two dropdown filters: 'Indiana Content' (labeled '1') and 'Media Type' (labeled '2'). A user profile 'Shalimar Demo' with 'Your Points: 1000' is visible in the top right. The resource grid contains 12 items, each with a thumbnail, title, and a 'View' or 'Watch' button. The items are: 'It's Our Shot, Hoosiers - COVID-19 Resource' (PDF), 'Documenting Vaccination in CHIRP' (PDF), 'Searching a Patient in CHIRP' (PDF), 'Decrementing in CHIRP' (PDF), 'MyVaxIndiana Parent/Guardian Instruction Guide' (PDF), 'General Fridge-Tag Instructional Video' (Video), 'Fridge-Tag Setup Video' (Video), 'How to Read Fridge-Tag' (Video), 'How to Use Fridge-Tag' (Video), 'How to Change Fridge-Tag Date, Time, and Celsius' (Video), 'VOMS 2.0 FAQ' (PDF), and 'Emergency Transport of Refrigerated Vaccines FAQ' (PDF).

Please contact [STC TrainingServices@stchome.com](mailto:STC_TrainingServices@stchome.com) for any questions in regard to your INvest LMS courses.



Please contact the Sharon Griffin sgriffin@health.in.gov at the Indiana Department of Health Immunization Division for questions on policy.

Please contact Indiana University for any questions regarding your Continuing Education (CE) courses.